汽 车 继 电 器 | TRV6

- 80A continuous rating 85℃
- 1A,1B&1C arrangements
- Plug-in or PC board terminals
- Optional mounting bracket

■ORDERING CODE 定购代码

TRV6 — 12VDC — Z — F — P1 T
1 2 3 4 5 6

1. Relay Model 继电器型号
2. Coil Nominal Voltage 线圈额定电压
   6,12,24VDC
3. 触点转换形式
   Z: Form 1C
   H: Form 1A
   D: Form 1B
   U: Form 1U
4. F: WITH BRACKET
   Nil: WITHOUT BRACKET
5. P1: PCB Type 5.3mm
   P2: PCB Type 3.2mm
   Nil: B Type
6. 触点容量
   T: NO 80A, NC 60A 14VDC
   Nil:NO 50A, NC 40A 14VDC

■COIL DATA 线圈参数（at 20℃）

Nominal Voitage额定电压(VDC)	6	12	24	1.8W
Coil Resistance线圈阻值(Ω±10%)	20	80	320	
Rated Current额定电流(mA)	300	150	75	
Max Operate Voltage 最大吸合电压(VDC)	3.9	7.8	15.6	
Min Release Voltage最小释放电压(VDC)	0.6	1.2	2.4	
Max ApplicableVoltage 最大过载电压	70℃时额定电压的130%，23℃时额定电压的170%			

■CONTACT DATA 触点参数

Contact Form触点形式	1H/1D/1Z
Contact Material触点材料	Silver Alloy
Load负载	Resistive load(COSΦ1)
Contact Ratings触点负载	NO: 50A 14VDC NC: 40A 14VDC
	NO: 80A 14VDC NC: 60A 14VDC
Minimum load 最小负载	0.5A 12VDC
Max Switching Voltage最大转换电压	75VDC
Max Switching Current最大转换电流	80A
Max Switching Power 最大转换功率	1120W
Contact Resistance接触电阻	100mΩMax at 6VDC 1A
Life Expectancy寿命	Electrical 电气寿命: 100,000 Operations(at30Operations/minute)
	Mechanical机械寿命: 10,000,000 Operations(at300Operations/minute)

■CHARACTERISTICS DATA 性能参数

Insulation Resistance绝缘阻值	100MΩMin at 500VDC
Dielectric Strength Between Open Contacts触点间耐压	500VAC(for one minute)
Between Contacts and coil触点与线圈间耐压	500VAC(for one minute)
Operate Time吸合时间	10ms Max
Release Time释放时间	10ms Max
Temperature Range环境温度	-40℃to+85℃
Shock Resistance冲击	Operating Extremes动作极限: 10G
	Damage Limits破坏极限: 20G
Vibration Resistance振动	10-40Hz, 1.5mm
Max. switching frequency最大转换频率	Mechanical: 18,000 operations/hr Electrical: 1,800 operations/hr
Humidity湿度	40-85%
Weight重量	Approx 46g

■ENGINEERING DATA 设计参数

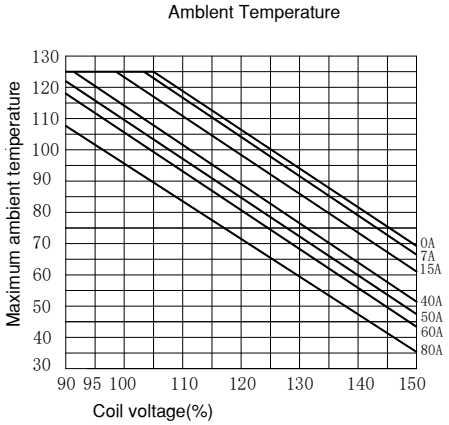

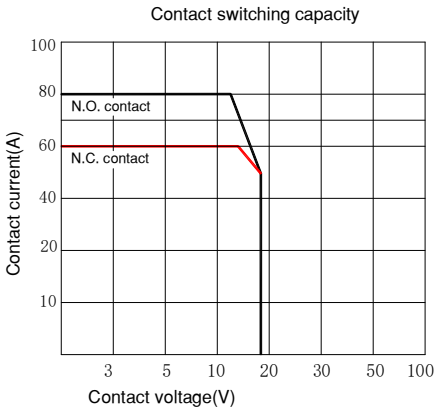

■OVERALL AND MOUNTING DIMENSIONS 安装图

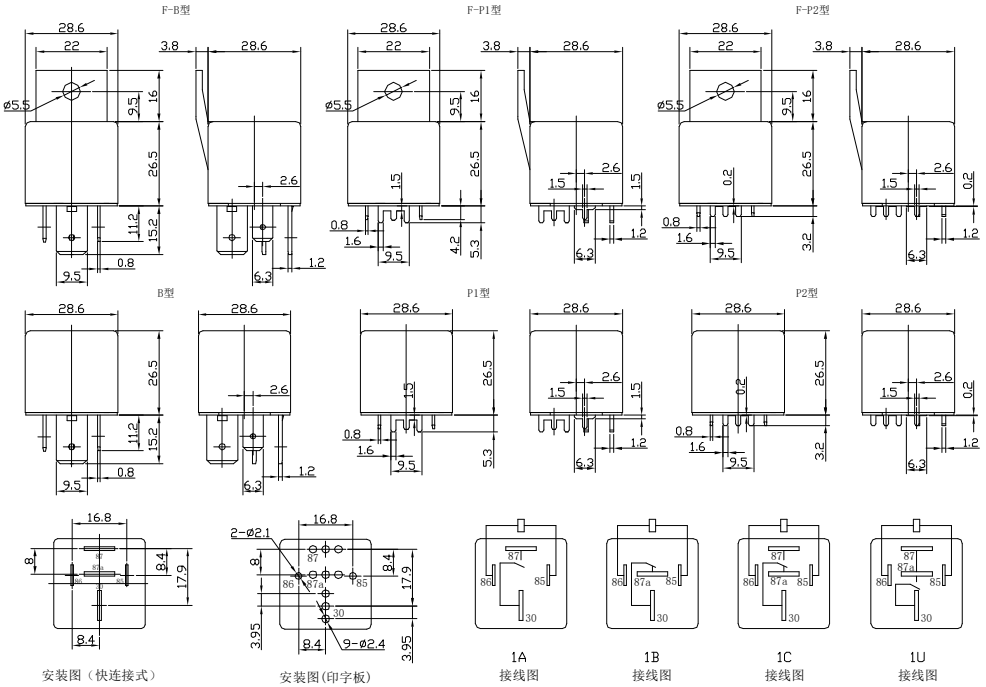

备注：1）产品部分外形尺寸中未注尺寸公差：当外形尺寸≤1mm 时，公差为±0.2mm；当外形尺寸在 1~5mm 时，公差为±0.3mm；当外形尺寸＞5mm 时，公差为±0.4mm。

2）安装孔尺寸中未注尺寸公差均为±0.1mm。